



View Extent

Legend


-  Property Boundary
 Substation

Distribution

- 3 Phase
- 2 Phase
- Single Phase

Transmission

- 500 kV
- 345 kV
- 230 kV
- 161 kV
- 138 kV
- 115 kV
- 69 kV



Source:
--Electrical: Entergy - Transmission & Substations, 3/2013; Distribution, 8/2013
--Aerial: Bing

Created By: Robert Guillot
Date: 04/2014

Note:
These drawings are provided merely to assist in economic development efforts. The Entergy Companies make no representations or warranties whatsoever regarding the accuracy or completeness of any information contained herein nor the condition or suitability of any properties. Users should direct inquiries about any property to the listing broker for that property.

1:63,360



800.542.2668 or 225.339.3224
Website: Entergy.com/laede
E-mail: laed@entergy.com